WORKING WITH FACEBOOK FUNDRAISER

CONNECT YOUR PARTICIPANT CENTER DIRECTLY TO FACEBOOK

Donations made through your Facebook Fundraiser via your participant center count toward your fundraising goal. If you haven't already, follow these easy steps to get connected!

1. Log-in to your online Participant Center.

2. Under the "My Home" tab, you'll see the "What to do next?" section. Click on "Connect Fundraiser to Facebook"

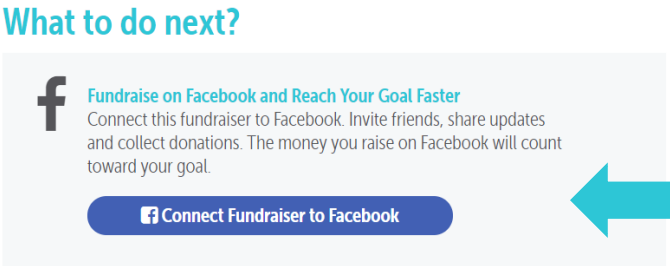

3. If you aren't already logged-in to Facebook, it will ask you to Log-In to Facebook with your current Facebook account information.

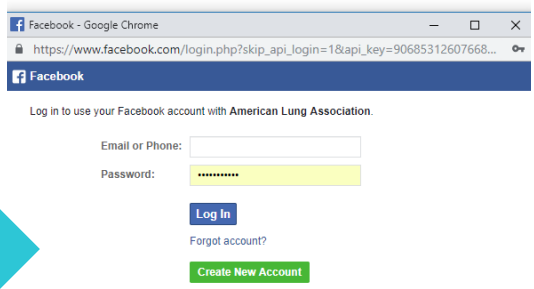

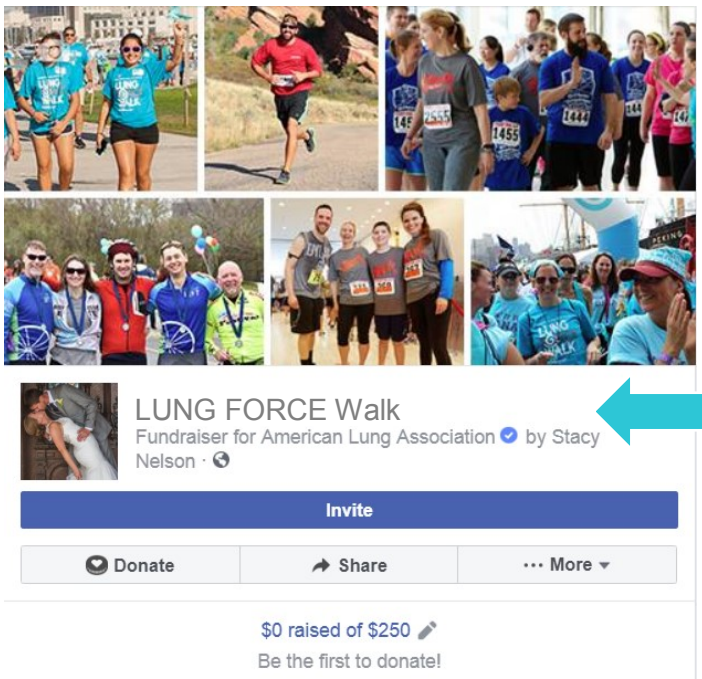

4. In Facebook, the fundraiser will automatically pull in your story and fundraising goal from your participant center. You can invite friends to donate, share or post on your fundraiser. You can also further personalize your fundraiser!

Please note, any future changes made on Facebook will not automatically update to your participant center. You will need to manually update.

LUNGFORCEWALK.org