


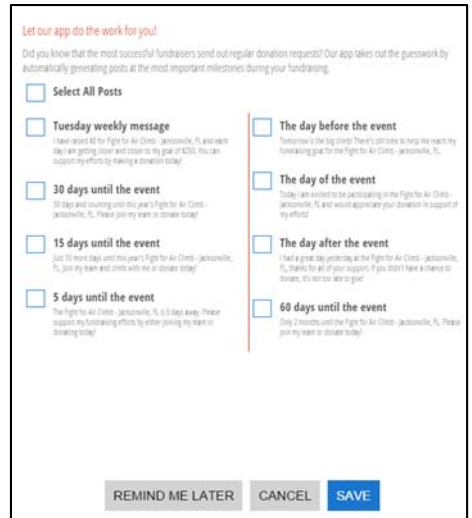
**Fight for Air Climb**  
Fundraising with Facebook User Guide

**Download the Fight for Air Climb Fundraising with Facebook app!** Promote your climb efforts on Facebook, ask for donations, post status updates on how close you are to your goal and thank your donors for their support. Facebook is a great way to tell others why you climb!

Log in to your Climb Participant Center from your local climb webpage. Scroll down to the section called "Fight for Air Climb Badges". Locate the Facebook App Badge and click download!

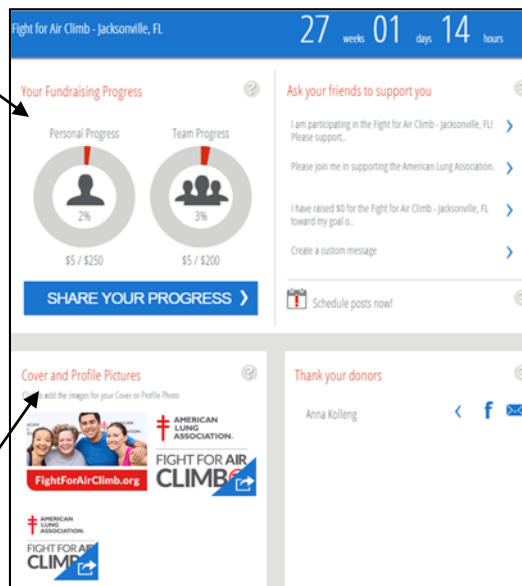


You will be redirected to the Facebook website where you will be prompted to login to your Facebook account. Once you are logged in, the fundraising with Facebook app will give you a prompt to set up automatically generated posts about your upcoming events. You can choose *when* this happens and *how often*! If you want to choose your automated posts at a later time, click the 'Remind Me Later'



Open your app to view your fundraising progress and keep track of how close you are to your fundraising goal! You can also share your progress via Facebook posts.

Change your cover photo or profile picture to a Fight For Air Climb event picture to promote your climb! This will also serve as a reminder to friends and family and colleagues to donate to your fundraising efforts.



Send out donation asks via Facebook. Select from the variety of pre-written messages. Follow up by thanking your donors through a Facebook post or an e-mail.