


# FFA Climb App User Guide



## What the FFA Climb App does

Fundraising on the go! You can update your personal page, send pre-crafted donation asks, check your fundraising progress, and track your steps—all from the palm of your hand. If you haven't already, search FFA Climb in your app store to download (available for [Apple](#) and [Android](#) devices) or follow the links in your participant center.

## NEW!

The latest version of the FFA Climb app allows climbers to engage in and track their steps while they raise money for the Lung Association's mission.

## How to Connect

To start using the activity tracking feature, follow these steps:

1. Click on the "Connect to Apple Health" or "Connect to Google Fit" icon
2. Provide authorization for the FFA Climb app to retrieve activity data

**Tip:** Allow the app to sync all health data on iPhone for the best user experience. Go to Settings from your home screen > Scroll down to the Health app > Select "Data Access & Devices" > Select FFA Climb > Select "Turn all Categories On".

## Tracking Your Activity

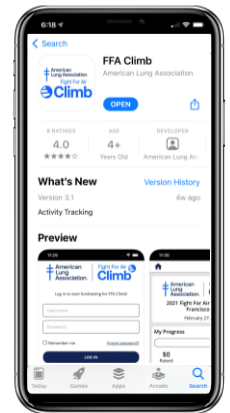
1. If you already have an activity tracking device, such as an Apple Watch or Garmin, and the device is connected to either Apple Health or Google Fit, your historic activity data will automatically be retrieved.
2. You can also record your activity from within the FFA Climb app "Get Active" tab by clicking the green "Start" button. When you're done with your activity, you can press the red "Stop" button to save your workout.
3. If you forget to track an activity with a device, you can manually add your activity by clicking the "plus" button next to activities.
4. If you need to change or delete an activity, you can do so by clicking the pencil or trash bin icons.

## Team Activity

If you're a Team Captain, you can see all team members activity, the challenges they've achieved, and contact them via email. There are also team stats at the top of the page to show you your team progress.

## Activity Challenges

As you continue tracking your activity, you will be awarded challenge badges to recognize your achievements. Complete a series of goals from recording your first exercise and joining a team to completing the 100 Mile Challenge (that's over 211,000 steps)!



# Navigating the Climb App


## Log-in

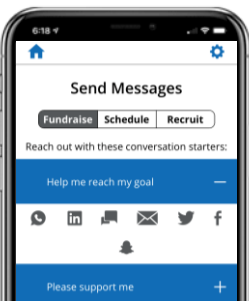
Enter in your username and password from your participant center to access your FFA Climb App. Use the icons located at the bottom to navigate.

## Home Page

Check your personal and team progress, update your goal, create a Facebook Fundraiser, track your fitness activity, and more.

## Choose Event

If you are registered for multiple events, the  icon next to the event name allows you to choose the event you want to manage.



## Send Messages

Ask friends, family, and co-workers for support in the Send Messages tab by sending a quick and easy pre-written donation request. Team Captains also have access to recruitment messages. Just tap on the template you wish to use, then choose your favorite method or social platform to relay your message. **Tip:** Schedule your Twitter and LinkedIn posts- just set it and forget it!

## Fundraise

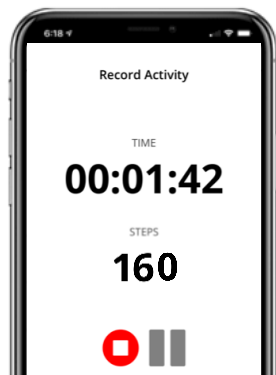
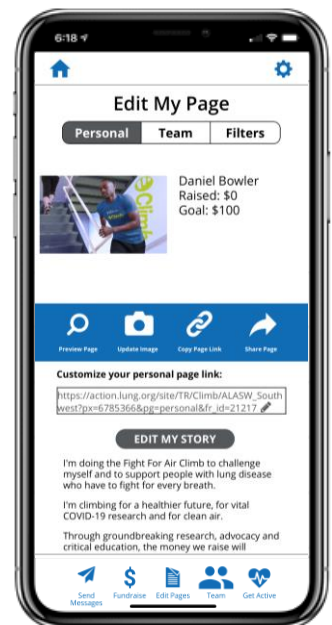
Enter donations, keep track of your supporters, and send “thank you” notes to show your appreciation.

## Personal Page

Edit your story, customize your page link, upload an image from your own photo gallery, add fun filters, and share your Personal Page to Facebook.

## Team Page

Team Captains can also personalize the team page, contact team members via email, and view the team’s fundraising efforts and goals.



## Get Active – New feature!

The latest version of the FFA Climb app allows you to track your physical activity while raising money for the Lung Association’s mission.

Track your steps and compare how your activity ranks among other walkers. If you are part of a team, you can also see where your team ranks in the event overall.

## Questions?

Tap the  icon and select “Need Help?” for FAQs from Boundless Fundraising or contact them directly by submitting a Support Ticket.